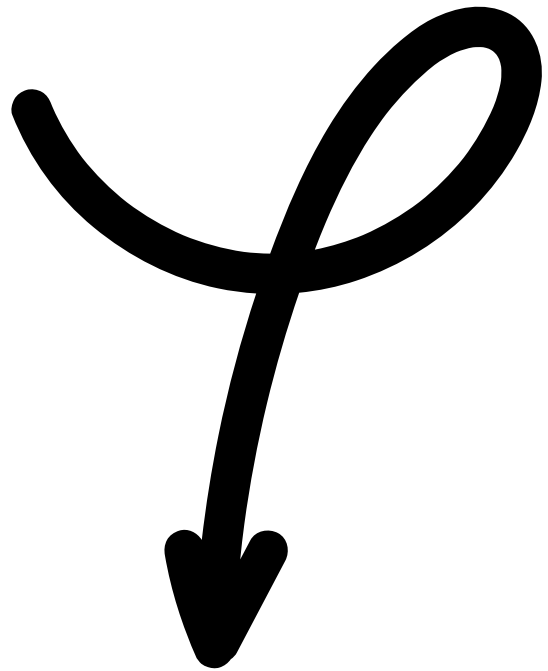



Numbers & Letters for Preschool, PreK & K

Sneak-Peek
Preview!
Take a Look!



Preschool/PreK Math & Literacy

\$1 DEAL!



ABC & 1-2-3 "BOO!"

Perfect for
Small Group
Centers
AND
Whole Group or
Circle Time!



3 DIFFERENT MATH AND LITERACY PRINTABLE ACTIVITIES

- ♥ Numbers 0-20
- ♥ Uppercase Letters
- ♥ Lowercase Letters
- ♥ Whole Group
- ♥ Small Group

43 Pages

3

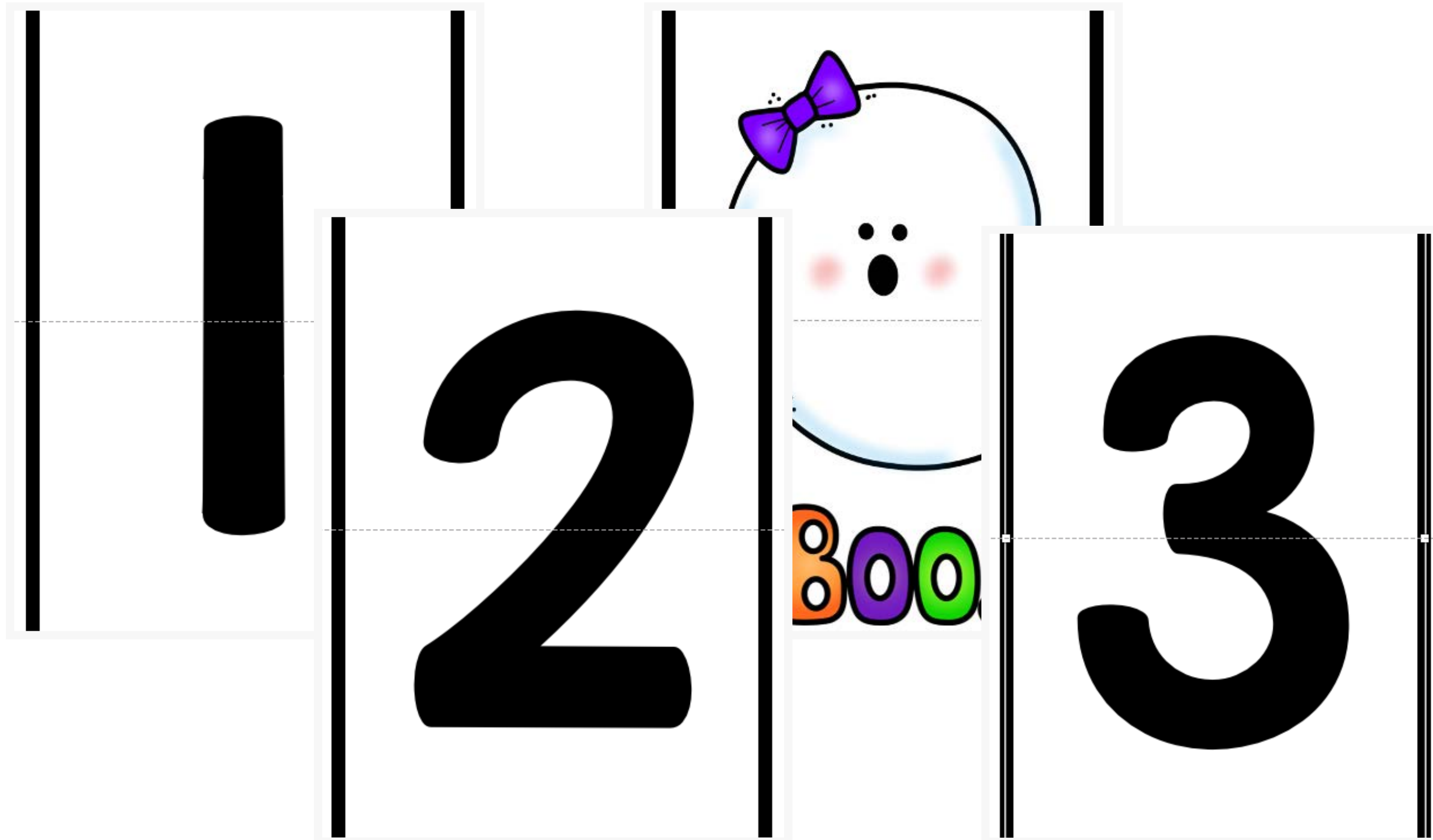


BOO!

2

1

MATH: NUMBERS 0-20




Count the
Numbers
and say
“BOO!”
when you
see a ghost!

LITERACY: UPPERCASE LETTERS

A


B



C

Say the
Alphabet
and say
"BOO!"
when you
see a ghost!

LITERACY: LOWEREERCASE



Say the
Alphabet
and say
“BOO!”
when you
see a ghost!

STANDARDS-BASED

Standards for Math

Kindergarten

Counting and Cardinality:
K.CC.A.2

Count forward beginning from a given number within the known sequence (instead of having to begin at 1)

Preschool (Utah)

Standard Math

3 yr.1.2
Recognize that numbers have a known sequence (for example, "1, 2, 3, 4, 5. What comes next?").

3 yr.1.3
Begin to recognize the difference between letters and numbers.

3 yr.1.4
Begin to name written numerals 0-5.

4 yr.1.2
In the sequence of 1-10, identify numbers that come before or after one another.

4 yr.1.3
Count a number of objects from 0-10 and begin to associate them with a written numeral.

4 yr.1.4
Name written numerals 0-10.

Standards for Literacy

Kindergarten

Reading: Foundational Skills
RF.K.D.1

Recognize and name all upper- and lowercase letters of the alphabet.

Preschool (Utah)

Standard ELA
4 yr.2.14

Identify the names and sounds of some upper- and lowercase letters of the alphabet, including those in their own name.

List of Common Core standards for math.

All activities included are created with the standards listed.

Similar Early Childhood standards apply but vary slightly from state to state. Check your state for corresponding standard codes.

INSTRUCTIONS & TIPS

Prep Instructions

Print, laminate, cut and trim all ghost cards, number cards, Uppercase letter cards, and Lowercase letter cards.

How to Play: Letters

Whole Group Letters-Use the letters your class is ready for in either uppercase or lowercase.

Place the ghosts in a few places in the deck of letter cards.

Instruct the kids that "We are going to name some letters today, when you see the letter, say the letter...but there are ghosts hidden amongst the letters. When you see a ghost, say "BOO!", then go back to saying the letters as you see them.

Small Group Letters-Use the letters your class is ready for in either upper or lowercase.

Place the ghosts in a few places in the deck of lettercards.

Instruct the kids that "We are going to flip these letter cards over one at a time., When you see a letter, say the letter...but there are ghosts hidden amongst the letters. When you see a ghost, say "BOO!", then go back to saying the letters as you see them.

How to Play

Whole Group Numbers-Use the number order your class is ready for-0-5 for 3-4's, 0-10 for Pre-K, 0-20 for Kindergarten (just an example)

Place the ghosts in a few places in the deck of cards.


Instruct the kids that "We are going to do some counting today, when you see the number, say the number...but there are ghosts hidden amongst the numbers. When you see a ghost, say "BOO!", then go back to saying the numbers as you see them.

Small Group Numbers-Use the number order your class is ready for-0-5 for 3-4's, 0-10 for Pre-K, 0-20 for Kindergarten (just an example)

Place the ghosts in a few places in the deck of cards.

Instruct the kids that "We are going to flip these number cards over one at a time., When you see a number, say the number...but there are ghosts hidden amongst the numbers. When you see a ghost, say "BOO!", then go back to saying the numbers as you see them.

Get Instant Access



1. Add this resource to your cart

[Add one to cart](#)

2. Check out securely

3. Download right away

[Download](#)

4. Use with your class

5. Leave a review on your *My Purchases* page to get reward points to spend on new resources!

[Leave a review](#)